


# 3M™ Round Conductor Flat Cable

.050" 28 AWG Stranded, PVC

3365 Series



- 28 AWG wire on .050 inch centers permits mass termination to a broad line of IDC connectors
- Stranded wire provides flexibility and extended product life
- Zippable for branching or discrete termination
- Available in Gray or Black
- RoHS\* compliant

Date Modified: December 12, 2006

TS-0080-15  
Sheet 1 of 2

## Physical



### Insulation

Material: Polyvinyl Chloride (PVC)

Color: Gray Standard or Black (see ordering information)

### Marking

Standard: None

Canadian Option:  AWM 2651 105C 300V VW1 3M NU C  AWM IA 105C 300V FT1 EU <50V

**Conductors:** 28 AWG, 7 x 36 [ 7 x  $\phi$  0.127 ] Tinned Stranded Copper (89% Conductivity)

## Electrical

**Voltage Rating:** USA: 300V

Canada: 300V

EU: <50V

**Insulation Resistance:**  $>1 \times 10^{10} \Omega / 10\text{ft}$  [3m]

### Unbalanced

### Balanced

**Characteristic Impedance:** 102  $\Omega$

172  $\Omega$

**Capacitance:** 14.47 pF/ft [ 47.5 pF/m ]

8.14 pF/ft [ 26.7 pF/m ]

**Inductance:** 0.15  $\mu\text{H}/\text{ft}$  [ 0.49  $\mu\text{H}/\text{m}$  ]

0.24  $\mu\text{H}/\text{ft}$  [ 0.79  $\mu\text{H}/\text{m}$  ]

**Propagation Delay:** 1.47 ns/ft [ 4.86 ns/m ]

1.4 ns/ft [ 4.59 ns/m ]

**Velocity of Propagation:** 69%

73%

Note: Unbalanced is measured between ground-signal -ground conductors. Balanced is measured between conductors within a pair.

## Environmental

**Temperature Rating:** -20°C to +105°C

**Flammability Rating:** USA: VW-1

Canada: FT1

"RoHS compliant" means that the product or part does not contain any of the following substances in excess of the following maximum concentration values in any homogeneous material, unless the substance is in an application that is exempt under RoHS: (a) 0.1% (by weight) for lead, mercury, hexavalent chromium, polybrominated biphenyls or polybrominated diphenyl ethers; or (b) 0.01% (by weight) for cadmium. Unless otherwise stated by 3M in writing, this information represents 3M's knowledge and belief based upon information provided by third party suppliers to 3M.

UL File No.: E42769, Style No.: 2651



Interconnect Solutions

<http://www.3M.com/interconnects/>

3M is a trademark of 3M Company.

For technical, sales or ordering information call

800-225-5373

# 3M™ Round Conductor Flat Cable

.050" 28 AWG Stranded, PVC

3365 Series

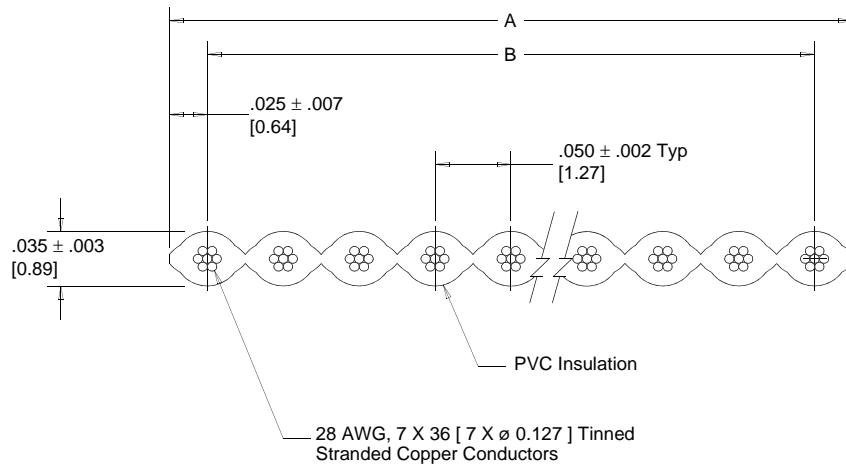


Inch  
[mm]

Tolerance Unless Noted			
	.0	.00	.000
inch	±.1	±.01	±.005

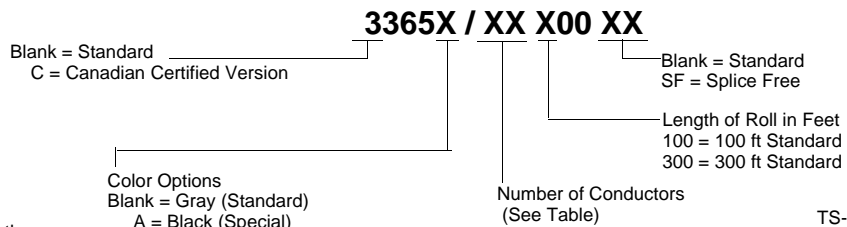
[ ] Dimensions for Reference Only

Number of Conductors	3M Part Number	Dimension A	Dimension B
06	<b>3365/06</b>	0.300 ± .010 [ 7.62 ]	0.250 ± .007 [ 6.35 ]
08	<b>3365/08</b>	0.400 ± .010 [ 10.16 ]	0.350 ± .007 [ 8.89 ]
09	<b>3365/09</b>	0.450 ± .010 [ 11.43 ]	0.400 ± .007 [ 10.16 ]
10	<b>3365/10</b>	0.500 ± .010 [ 12.70 ]	0.450 ± .007 [ 11.43 ]
12	<b>3365/12</b>	0.600 ± .010 [ 15.24 ]	0.550 ± .007 [ 13.97 ]
14	<b>3365/14</b>	0.700 ± .010 [ 17.78 ]	0.650 ± .007 [ 16.51 ]
15	<b>3365/15</b>	0.750 ± .010 [ 19.05 ]	0.700 ± .007 [ 17.78 ]
16	<b>3365/16</b>	0.800 ± .015 [ 20.32 ]	0.750 ± .011 [ 19.05 ]
20	<b>3365/20</b>	1.000 ± .015 [ 25.40 ]	0.950 ± .011 [ 24.13 ]
24	<b>3365/24</b>	1.200 ± .015 [ 30.48 ]	1.150 ± .011 [ 29.21 ]
25	<b>3365/25</b>	1.250 ± .015 [ 31.75 ]	1.200 ± .011 [ 30.48 ]
26	<b>3365/26</b>	1.300 ± .015 [ 33.02 ]	1.250 ± .011 [ 31.75 ]
30	<b>3365/30</b>	1.500 ± .020 [ 38.10 ]	1.450 ± .015 [ 36.83 ]
34	<b>3365/34</b>	1.700 ± .020 [ 43.18 ]	1.650 ± .015 [ 41.91 ]
36	<b>3365/36</b>	1.800 ± .020 [ 45.72 ]	1.750 ± .015 [ 44.45 ]
37	<b>3365/37</b>	1.850 ± .020 [ 46.99 ]	1.800 ± .015 [ 45.72 ]
40	<b>3365/40</b>	2.000 ± .020 [ 50.80 ]	1.950 ± .015 [ 49.53 ]
44	<b>3365/44</b>	2.200 ± .020 [ 55.88 ]	2.150 ± .015 [ 54.61 ]
50	<b>3365/50</b>	2.500 ± .020 [ 63.50 ]	2.450 ± .015 [ 62.23 ]
60	<b>3365/60</b>	3.000 ± .020 [ 76.20 ]	2.950 ± .015 [ 74.93 ]
64	<b>3365/64</b>	3.200 ± .020 [ 81.28 ]	3.150 ± .015 [ 80.01 ]



Note: Red marking on one edge of cable designates wire #1.

## Ordering Information



Note: Contact 3M for availability of additional conductor counts and/or custom roll lengths.

TS-0080-15  
Sheet 2 of 2

## Important Notice

All statements, technical information, and recommendations related to 3M's products are based on information believed to be reliable, but the accuracy or completeness is not guaranteed. Before using this product, you must evaluate it and determine if it is suitable for your intended application. You assume all risks and liability associated with such use. Any statements related to the product which are not contained in 3M's current publications, or any contrary statements contained on your purchase order shall have no force or effect unless expressly agreed upon, in writing, by an authorized officer of 3M.



### 3M Electronics

6801 River Place Blvd.  
Austin, TX 78726-9000  
800/225-5373  
[www.3M.com/electronics](http://www.3M.com/electronics)

## Warranty; Limited Remedy; Limited Liability.

This product will be free from defects in material and manufacture for a period of one (1) year from the time of purchase. **3M MAKES NO OTHER WARRANTIES INCLUDING, BUT NOT LIMITED TO, ANY IMPLIED WARRANTY OF MERCHANTABILITY OR FITNESS FOR A PARTICULAR PURPOSE.** If this product is defective within the warranty period stated above, your exclusive remedy shall be, at 3M's option, to replace or repair the 3M product or refund the purchase price of the 3M product. **Except where prohibited by law, 3M will not be liable for any indirect, special, incidental or consequential loss or damage arising from this 3M product, regardless of the legal theory asserted.**



Minimum 10%  
Post-Consumer Fiber

Printed in USA.

© 3M 2006